

## Procedure for Applying for a Supplementary Unemployment Benefit

The administration of Supplementary Unemployment Benefits (BW-uitkering in Dutch) has been outsourced to Visma Idella. The UWV handles the statutory unemployment benefits (Unemployment Benefit law k.a. Werkloosheidswet or WW).

### Procedure for Applying for a BW-uitkering

You can only apply for a BW-uitkering if you also apply for a WW-benefit. You can apply for your WW-benefit through the UWV. The BW-benefit can be requested via the benefits portal of Visma Idella. You must first register via the link below.

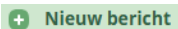
<https://mijnuitkering.visma-idella.nl/login>

Once you have registered, you can log in through the same link to apply for your BW-benefit. That link also provides more information about registration and logging in.

The same rules and deadlines apply for the BW-benefit as for a WW-benefit. You must submit your application for a BW-benefit within 7 days of receiving your WW decision from UWV.

### Wage supplementation

If you are entitled to WW- or BW benefits and you enter into a new employment contract with another employer with a lower salary, you may be entitled to a wage supplementation.

In order to apply for this benefit, you must first register for the Visma Idella benefits portal as described above, if you have not already done so. After logging in to that portal, click on  Nieuw bericht. Please mention in the text field that you want to apply for a wage supplementation.

Visma Idella will then contact you and indicate what information they need from you in order to be able to assess the application.

### Monthly Declaration

If your application for a BW-benefit is approved, a task will appear at the top of your portal each month to fill out an income declaration. In this declaration, you will report your job search activities and any earnings. You will receive a notification by email when this task is available.

### Conditions

There are conditions attached to a BW-benefit. Which conditions and rules apply to this benefit depends on the sector in which you were employed. For universities, the Supplementary Unemployment Scheme for Dutch Universities (BWNU) applies. You can download this scheme via the website of the Association of Universities in the Netherlands (<https://www.universiteitenvannederland.nl/bovenwettelijke-werkloosheidsregeling-nederlandse-universiteiten>). Information on the conditions and rules that apply to obtaining and retaining a WW-benefit can be found on the website of the Ministry of Social Affairs and Employment ([www.szw.nl](http://www.szw.nl)) and of the UWV ([www.uwv.nl](http://www.uwv.nl)).


No rights can be derived from this text.

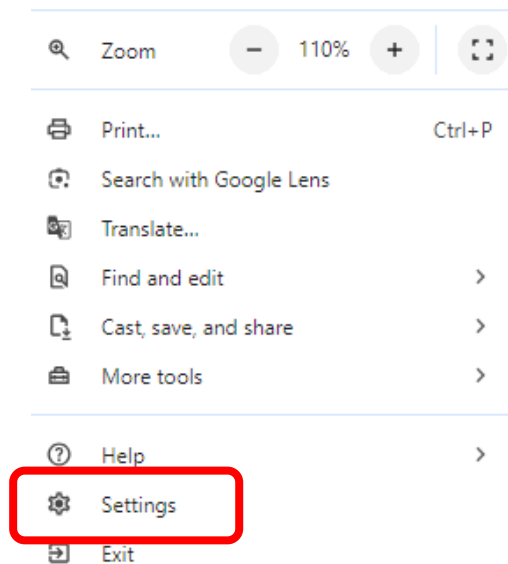
### From Dutch to English

There is no separate English version of the Visma-Idella portal. However, you can easily change the language into English. To do so you can adjust the language settings in your browser or use the translation option. How to do that is explained below.

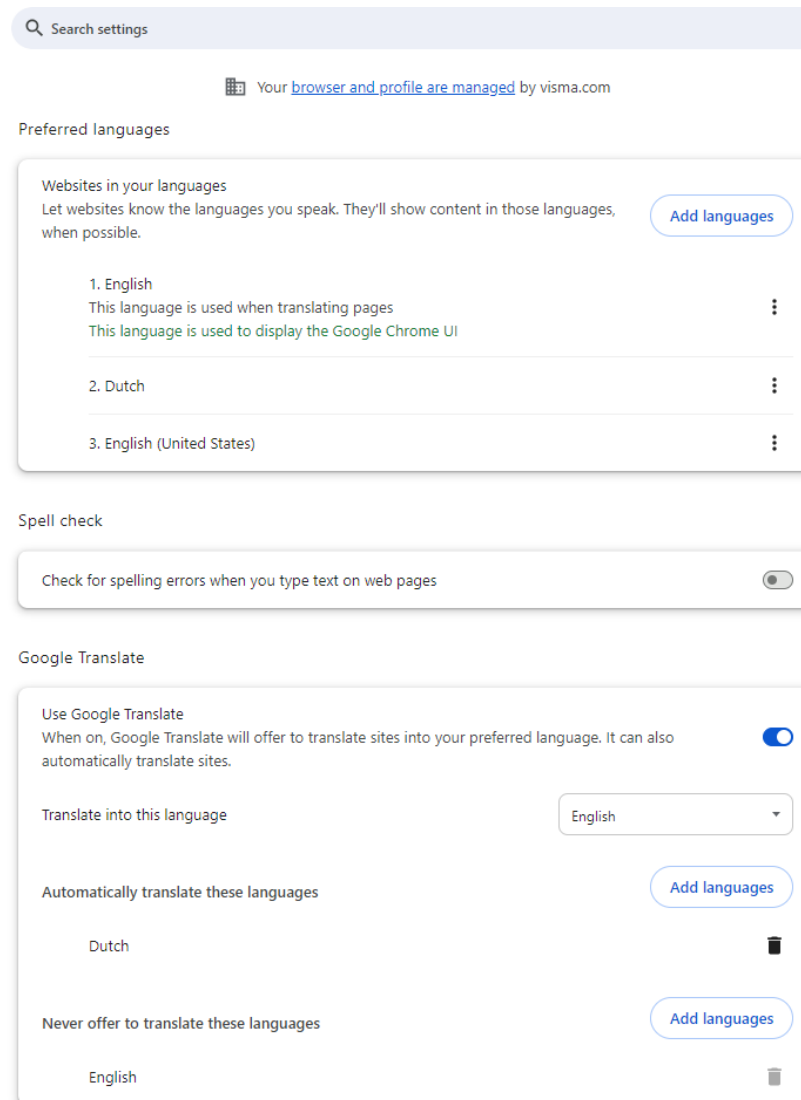
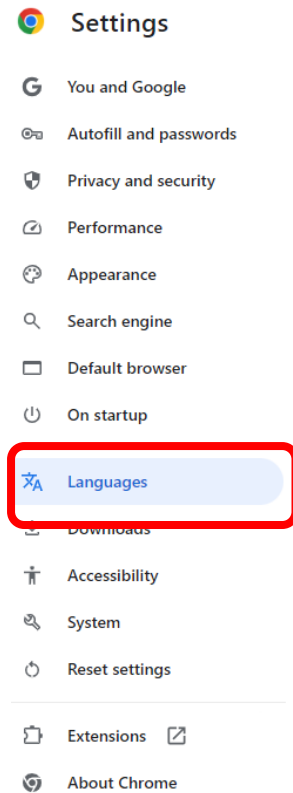
To access the portal for benefit recipients in English, use the language settings of your browser.


If you use Google Chrome, do the following.

Click  on the top right of your screen and click on 'Settings'.



Then click on 'Languages'. Adjust the settings according to the print screen below.



(Microsoft Edge users can change the language settings by clicking on  )

For Google Chrome users:

If you do not want to adjust your language settings by default but only on the site you are on, select 'Translate to English' after a right mouse click.

